



EN

FOR YOUR **HEAVY** ITEMS, OUR **POWERFUL** SOLUTION





THE FIRST SOLUTION WITH A TRUE 990 KG PAYLOAD FOR EVERY TRAY SIZE.

- » Improve your efficiency for storage, retrieval and distribution of heavy items.
- » Load capacity of 990 Kg NET PER TRAY... Really, always!
- » Tray storage optimization: 25 mm
- » Maximized payload per tray over the complete range of tray widths
- » Automated storage for your heavy items
- » Dual-delivery external bay for additional safety and faster accessibility to items in your plant
- » Use it to meet all of your operational requirements, with additional 250 Kg, 500 Kg and 750 Kg trays capacities available!

The 990 Kg tray is available for all our models:

- ✓ MA - MAD
- ✓ MC - MCD
- ✓ MX - MXD
- ✓ ML - MLD

ALL THE LIFT OPTIONS WITH ALL THE MODULA QUALITY FOR YOUR HEAVY ITEMS.

Height: **3.3 to 14,1 m**
 Height increments: **200 mm pitch**
 Tray storage optimization: **25 mm**
 Tray Width: **1.860 to 4.060 mm**
 Tray Depth: **654 mm & 857 mm**
 Unit Capacity: **up to 70.000 Kg (gross)**
 Net capacity of each individual tray: **from 250 to 990 kg**
 Picking speed: **up to 100 Cycles/Hour**
 Operator interface: **industrial control console with touch screen technology**
 Operator bays: **up to 3 bays, max. 2 on the same side**
 Bay configuration: **internal or external, single or dual delivery**
 Minimum energy consumption: **3.0 KW vertical axis motor**

	Useful tray width (mm)	Useful tray depth (mm)	Tray wall height (mm)	Capacity (Kg)	Unit footprint with internal picking bay (WxD mm)	Unit footprint with external picking bay (WxD mm)
MA	1860	654	120	990	2,314x2,563	2,314x3,250
MAD	1860	857	120	990	2,314x3,172	2,314x4,062
MC	2460	654	120	990	2,914x2,563	2,914x3,250
MCD	2460	857	120	990	2,914x3,172	2,914x4,062
MX	3060	654	120	990	3,514x2,563	3,514x3,250
MXD	3060	857	120	990	3,514x3,172	3,514x4,062
ML	4060	654	145	990	4,514x2,563	4,514x3,250
MLD	4060	857	145	990	4,514x3,172	4,514x4,062





NOT ONLY STRONG MODULA OneTon ALSO MEANS...

✔ SPACE SAVINGS/RECOVERY

Reduce your storage floor space requirements by up to 90%.

✔ SAVING TIME AND INCREASE SAFETY

Provide faster access to stored goods and reduce walking times to search for items, resulting in less travel time in the picking operation.

✔ INCREASE SECURITY

Items are all stored inside the Vertical Lift Module, only authorized operators are allowed to access with badge or password. You can choose to restrict trays to individual operators.

✔ REDUCE ERRORS

Modula is easy to use and intuitive. It's fast to store or pick items as they are required resulting in money and time savings!

✔ IMPROVE INVENTORY CONTROL

Get accurate inventory records as needed and in real time. Update of all the items, trays, and inventory levels. Everything under control!

✔ ERGONOMICS

4 available bay configurations to provide safety to your staff: internal or external, with dual or single delivery levels.

IMPROVED SAFETY FOR THE OPERATOR IN ANY PLANT

✔ NO SHELVING UNIT TO REACH UP OR BEND DOWN

✔ NO STAIRS TO CLIMB UP OR DOWN

✔ NO MEZZANINES TO MANEUVER WHILE TRYING TO PICK

DUAL-DELIVERY EXTERNAL BAY

✔ REALLY AUTOMATED!

✔ REALLY PROTECTED!

✔ REALLY SAFE!



Are you sure other vertical lift modules are so safe?

Are you sure your staff is really protected?

Our external bay offers all the safety devices required by international regulations. You'll have a safe and certified working area without sacrificing the performance and the ergonomics. All the safety, all the performance.

You can combine it with:

- MECHANICAL ARMS
- CRANES
- HOISTS





✓ TOUCH SCREEN CONTROL

EASY AND ERGONOMIC

The operator can easily learn to use the COPILOT Touch Screen, that provides direct connection to all items and goods. User friendly graphic interface, easy to learn and friendly to use. A help menu for troubleshooting procedures with an automatic function to manage scheduled maintenance.



✓ PREVENT MISUSE & MONITOR SAFETY

- Create Individual passwords
- Provide restricted access
- Track what has been accessed and by who
- Control just in time of quantities, stock levels and products in individual trays

No mistakes

- For your staff
- For your Vertical Lift Module

Check

- Single tray weight
- Stored item height
- Total weight per unit

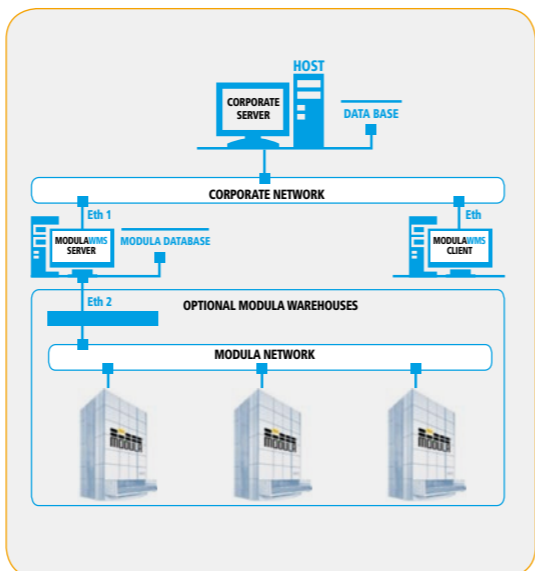
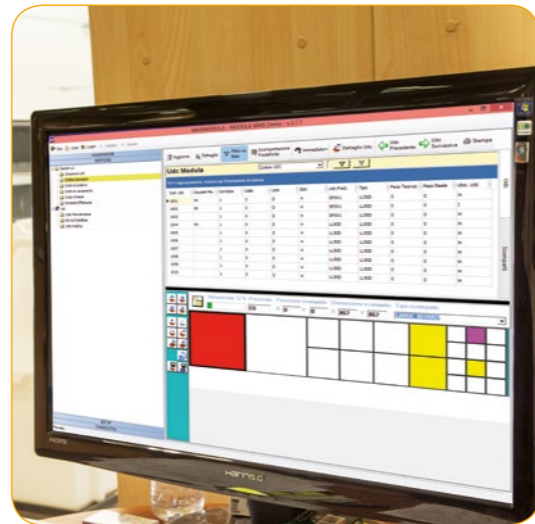
No errors are allowed, the Modula Vertical Lift Module stops if any of the parameters are not met.

✓ IMPROVE YOUR WORKFLOW

WITH OUR WMS

A complete inventory management package ideal for automated storage equipment, such as the MODULA VLM's with additional management to control items also outside the Vertical Lift Module. Not only software, but more so an integrated solution for a large part of your organization with the ability to respond to the needs for:

- ORDERS
- SECURITY
- SPEED
- EFFICIENCY
- ACCURACY




✓ THINK ABOUT WHAT OPTIONS WORK FOR YOU!




Piece counting scale



EKS reader



Weight distribution plate



Label printer



Badge reader



ESD protection



Bar code reader



LED bar



Alphanumeric bar



Tray accessories



Sliding Console



Modula Green



Laser Pointer



Put To Light



Automatic door



**SYSTEM LOGISTICS
MODULA BUSINESS LINE**

90 Alfred A. Plourde Parkway
Lewiston, Maine 04240
Tel. 207-440-5100
Fax. 207-786-0271
info@modula-us.com
www.modula-us.com

EN

Modula OneTon